



INSTRUCTION MANUAL FOR WATCH CALIBRE 1E70



THIS PRODUCT CONTAINS A BUTTON BATTERY

If swallowed or placed inside any part of the body, the battery can cause severe or fatal injuries within 2 hours or less.

Button batteries are hazardous whether new or used. Keep batteries out of reach of children.

If you think the battery may have been swallowed or placed inside any part of the body, seek immediate medical attention. Contact the Australian Poisons Information Centre immediately on 13 11 26 (New Zealand 0800 764 766) for 24 / 7 fast, expert advice.

1E・2F・2J・4J・4N・5A・73・8J・8N・95系 BGAQC-1908

セイコーウォッチ株式会社



取扱説明書

Thank you very much for choosing a CREDOR watch.

Only the unique melding of traditional Japanese sensitivity
and state-of-the-art technology can bring you
a watch of this quality and character.

Doing so is our passion.

The CREDOR name is your guarantee.

From the French *crêt d'* or "crest of gold"
it signifies our commitment to always being the very best.

We hope this CREDOR watch will be your favorite
personal timepiece for many years to come.

· Please read carefully the instructions in this booklet for proper and safe use of your CREDOR watch before start using it, and keep this manual handy for easy reference.

Safety concerns

The following signs suggest the level of harm or damages that may be caused by not following directions for proper use.

⚠ WARNING : indicates the risks of serious consequences such as severe injuries unless the following safety regulations are strictly observed.

⚠ CAUTIONS : indicate the risks of light injuries or material damages unless the following safety regulations are strictly observed.

⚠ WARNING

⊙ **Do not remove the battery from the watch.**

⊙ **Keep the watch and accessories out of the reach of babies and children.**

Care should be taken to avoid dangers of swallowing the battery or accessories. If a baby or child swallows the battery or accessories, immediately consult a doctor, as it will adversely affect the health of the baby or child.

32

- * Chemicals include mercury, iodine solution, repellent, cosmetic splay, adhesives, detergent, benzine, thinner and gasoline.
- Do not leave the watch for a long time under such conditions that the temperature is below 10°C or above 60°C, which exceeds the watch's normal operational temperature range.
- Avoid strong magnetism and static electricity.
- Avoid dust.
- Avoid high humidity.
- Avoid strong vibrations.
 - * If an old battery is kept in the watch for a long time, electrolyte leakage from the battery may damage the module.
 - * Wipe off the dust and dirt when leaving the watch for a long time to avoid discoloration and rust.

⊙ Other cautions

- Note that there is a risk of damaging your clothes, hand or neck by the band, cord or chain of pocket watch or pendant watch.
- Keep the watch out of the reach of babies and children.
Extra care should be taken to avoid risks of any injury or allergic rash or itches that may be caused when a baby or a child touches the watch.

34

⊙ **Immediately stop wearing the watch in following cases.**

- When the watch body or band becomes sharpen by corrosion etc.
- When the pins protrude from the band.
 - * Immediately consult the retailer from whom the watch was purchased or SEIKO CUSTOMER SERVICE CENTER.

⚠ CAUTION

⊙ **If you observe any skin sensitivity such as allergic symptoms, or rashes or itches, immediately consult a medical specialist, as such symptoms are closely related to your constitution and health condition.**

- Adjust the band with a little clearance with your wrist to ensure proper airflow.
- The band may cause you to develop skin fit depending on your constitution or physical condition.
- The possible causes of skin fit are the allergy to metals or leathers, or rust, dust or perspiration on the watch or band.
- If you experience any skin reactions, stop wearing the watch and immediately consult a medical specialist such as a dermatologist or allergist.

⊙ **Keep out of your watch from following places.**

- Avoid places where volatile agents are diffusing or places in contact with chemicals. Some components of hot spring may also have some adverse effects against the watch.

33

Before using the watch

- For the length adjustment service of the 18-karat gold or platinum band, ask the retailer from whom the watch was purchased. The watch will be submitted to SEIKO SERVICE CENTER for the length adjustment. Allow us for approximately two to three weeks of time (by calendar day) depending on models.
- The length adjustment service of stainless-steel band is available from the retailer from whom the watch was purchased or SEIKO CUSTOMER SERVICE CENTER. Some other retailers may charge you for the length adjustment or may not undertake such treatments.
- This CREDOR watch is a quartz watch which stops operating when the battery runs down.
- The quartz watch may temporarily stop operating when affected by strong magnetism. For details, refer to page 51.
- The CREDOR watch is water resistant, however, be careful with water as moisture may get inside of the watch depending on usage of the watch.
- The watch is a precision device. Avoid shocks by dropping, spins or tumbles. Do not wear the watch when you play active sports.

35

CONTENTS

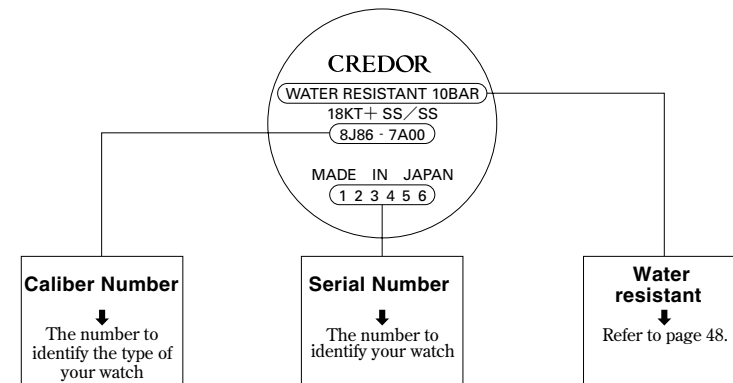
| | |
|--|----|
| HOW TO USE | 37 |
| · Names of the parts | 38 |
| · How to read the case back | 39 |
| · Instructions for use for each watch type | 41 |
| TO PRESERVE THE QUALITY OF YOUR WATCH ... | 47 |
| BATTERY LIFE AND ACCURACY | 55 |
| AFTER-SALE SERVICE | 57 |

HOW TO USE

Names of the parts

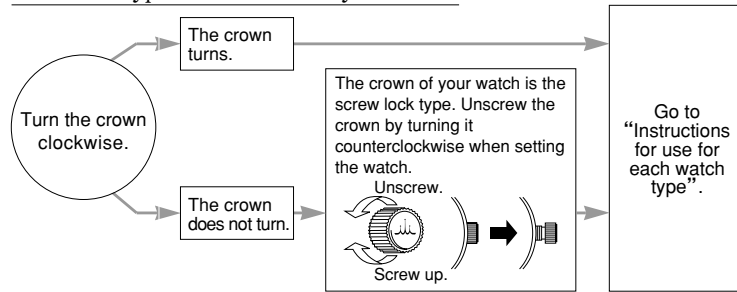


How to read the case back (The case back shows the performance of your watch.)



How to use

Check the type of the crown of your watch

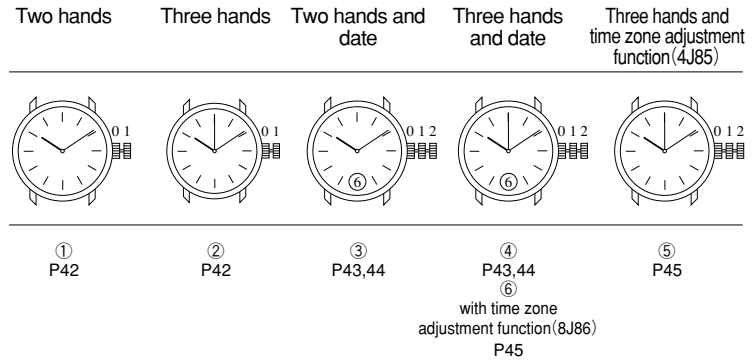


- After completing all settings of the watch, screw the crown up again by turning it clockwise while pressing it.
- If the crown turns out to be too stiff to be screwed up, return the crown counterclockwise once and then give another try. Do not screw it in by force as it may damage the slots of the crown.

40

Instructions for use for each watch type


Refer to the instructions pertaining to your watch type on the following pages.



41

Time setting for models ① and ②

Pull out the crown. Turn the crown to set the hour and minute hands to the time. Push the crown back in to its normal position.



If your watch has three hands, pull out the crown when the second hand is at the 12 o'clock position.

In order to set the time accurately, turn the minute hand 4 to 5 minutes ahead and then return it to the correct time.

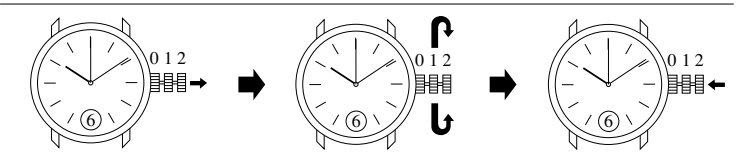
If your watch has three hands, push the crown back in simultaneously with a time signal.

- The telephone time signal service (Tel. 117) is convenient to set the time.

42

Time setting for models ③ and ④

Pull out the crown to the second click. Turn the crown to set the hour and minute hands to the time. Push the crown back in to its normal position.



If your watch has three hands, pull out the crown when the second hand is at the 12 o'clock position.

In order to set the time accurately, turn the minute hand 4 to 5 minutes ahead and then return it to the correct time.

If your watch has three hands, push the crown back in simultaneously with a time signal.

- The telephone time signal service (Tel. 117) is convenient to set the time.

43

Date setting for models ③ and ④

Pull out the crown to the first click.

Turn the crown to set the date.

Push the crown back in to its normal position.



Caution: When date changes during daytime.

The hour hand makes two rounds for one day (24 hours). So if date changes during daytime, AM/PM is wrongly set. Advance the hour hand for twelve hours and redo the time setting once again.

Time period that is not good for date setting

Do not change the date when the hands show the time between 9:00 AM and 1:00 PM, as it may cause damage to the watch.

When date adjustment is required at the end of the month

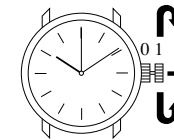
It is necessary to adjust the date at the end of the month following a month that has less than 31 days.

44

Time zone adjustment function for models ⑤(4J85) and ⑥(8J86)

Time zone adjustment function enables to adjust the hour hand only in one-hour increments by easy operation without stopping the minute and second hands. It is convenient when adjusting the time based on a different time zone while you travel abroad.


Pull out the crown to the first click where the hour hand can be set independently of the other hands. Turn the crown clockwise to advance the hour hand, while turning the crown counterclockwise to put back the hour hand.



Models ⑤(4J85) feature a time zone adjustment function but they do not have a date display function. For time setting for models ⑤, refer to “Time setting for models ③ and ④” on page 43.

45

Models ⑥(8J86) feature both a time zone adjustment function and date display function. Date can be set by either advancing or putting back the hour hand independently of the other hands.



The watch is so designed that the date changes once by turning the hour hand for 24 hours. Be sure that AM/PM is properly set.

For time setting for models ⑥, refer to “Time setting for models ③ and ④” on page 43.

46

TO PRESERVE THE QUALITY
OF YOUR WATCH

1. Water Resistance

Check the case back of your watch for the degree of its water resistant quality. Refer the table below for the description of each degree of water resistant quality.

| Indication on the case back | Degree of water resistance and condition of use |
|-----------------------------------|---|
| No indication | Not water resistant Avoid drops of water or sweat. |
| WATER RESISTANT | Water resistant for ordinary daily use The watch withstands accidental contact with water in everyday life. ⚠️ WARNING: Not suitable for swimming |
| WATER RESISTANT 10BAR 20BAR | Water resistant for water sports The watch withstands frequent contact with water. |

In order to maintain the water resistant quality at factory-adjusted level, replace the gasket when open the back case.

48



Do not wear the watch while taking a bath or a sauna.
Steam, soap or some components of hot spring water may accelerate the deterioration of water-resistant quality of the watch.



Do not pour running water directly from faucet.
The water pressure of tap water from a faucet is high enough to degrade the water-resistant quality of a water-resistant watch for everyday life.

⊙ If the inner surface of the glass is clouded with condensation or water droplets appear inside of the watch for a long time, the water-resistant quality of the watch is deteriorated. Immediately consult the retailer from whom the watch was purchased or [SEIKO CUSTOMER SERVICE CENTER](#).

50

⚠️ WARNING Do not use the watch in scuba diving or saturation diving.



The various tightened inspections under simulated harsh environment, which are usually required for watches designed for scuba diving or saturation diving, have not been conducted on the water-resistant watch with the BAR (barometric pressure) display. For diving, use special watches for diving.

⚠️ CAUTION Remarks on water resistance



Do not turn or pull out the crown when the watch is wet, as water may get inside of the watch.



Do not leave moisture, perspiration and dirt on the watch for a long time.

Be aware of a risk that a water-resistant watch may lessen its water-resistant quality because of the deterioration of the adhesive on the glass or gasket, or the rust of stainless steel.

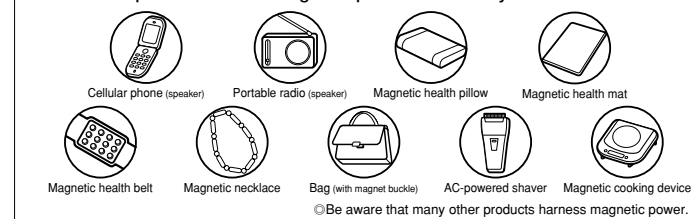
49

2. Magnetic resistance

Affected by nearby magnetism, a quartz watch may temporarily stop operating, or gain or lose time. This is because the built-in motor of the watch harnesses magnetic power. Avoid magnetism at any time. The CREDOR watch is a magnetic resistant watch that is fully compliant with JIS level-1 standard.

⊙ This defective condition caused by magnetism will be corrected soon after the watch is removed from the magnetic source. Reset the time once again before using the watch.

Examples of common magnetic products that may affect watches



51

3. Models with LumiBrite

- LumiBrite is a luminous paint that absorbs and stores the light energy of sunlight or lightning apparatus to emit light for a long time.
- No light-emitting paint which contains radioactive substance is used for the CREDOR watch. (For production after April 1997)
- The luminance level of the light decreases gradually over time. The duration that LumiBrite can emit light varies depending on the luminous energy that Lumibrite has absorbed.

4. Remarks on 18-karat gold

- 18-karat gold (18KT) is an alloy comprised of 75% of gold and 25% of other metals. Depending on the proportion of the other metals mixed with the gold, the 18-karat gold is classified into three colors such as yellow gold (YG), white gold (WG) and pink gold (PG).
- 〈Decoloration of 18-karat gold〉
- While gold can maintain its glittering quality, other metal components in the alloy may discolor to look reddish or blackish due to

52

various reasons. Daily care helps to prevent discoloration of the alloy, however, if the discoloration or stain of the alloy persists even after wiping the watch off, take your watch to the retailer from whom the watch was purchased for refinishing. (Refinishing will be made at cost.)

5. Daily care

It is highly recommended for you to take good care of the watch in order to enjoy the superb quality of the watch for a long time. The watch body and band touch the skin directly just as underwear. Keep the watch body and band clean in order to avoid stain on the sleeve edge or rash or itch. After removing the watch from your wrist, wipe perspiration or moisture with a soft cloth as soon as possible. Do not use any chemical agent such as cleaner to clean the watch.

Turn the crown from time to time. (Only several turns in slow movement will be enough.) This prevents corrosion of the crown and helps to extend the life of the gasket in use. The same practice should be applied to the screw-lock type

53

crown. (No need to pull out the screw-lock type crown.)

©Stainless steel is a highly rust-resistant metal. However, rust will form if contaminants are left on it for a long time.

LEATHER BAND

Wipe out moisture or sweat from the leather band by gently blotting them up. Never rub the band as this may discolor it or reduce its gloss.

Take notice of the following characteristic points of natural leather.

- Moisture and sweat may adversely affect on its durability.
- Excessive direct sunlight may cause color deterioration.
- Chemicals or cosmetics may fade its original color.

WATCH BODY/BAND

Periodic cleaning is highly recommended to enjoy the best quality of the watch for a long time. Ask the retailer from whom the watch was purchased or SEIKO SERVICE CENTER through your nearby CREDOR retailers.

54

BATTERY LIFE AND ACCURACY

Battery/Battery life/Accuracy

Battery life and its accuracy vary depending on the type of your watch.

Check the case back of your watch to identify the type of watch.

Type of watch: The first four digits of the caliber number of your watch (Ex.8J81-0AA0)

| Cal.NO | Battery (SB-) | Battery Life | Loss/Gain | Cal.NO | Battery (SB-) | Battery Life | Loss/Gain |
|--------|---------------|----------------|--------------------|--------|---------------|----------------|--------------------|
| 1E70 | AB | Approx.2 years | ±15secs. per month | 5A74 | AB | Approx.2 years | ±15secs. per month |
| 2F70 | AB | Approx.2 years | ±15secs. per month | 7371 | AF | Approx.2 years | ±15secs. per month |
| 2J80 | A6 | Approx.2 years | ±10secs. per year | 8J80 | AJ | Approx.3 years | ±10secs. per year |
| 2J81 | A6 | Approx.2 years | ±10secs. per year | 8J81 | AJ | Approx.3 years | ±10secs. per year |
| 4J80 | AR | Approx.2 years | ±10secs. per year | 8J82 | AJ | Approx.3 years | ±10secs. per year |
| 4J81 | AR | Approx.2 years | ±10secs. per year | 8J86 | AJ | Approx.3 years | ±10secs. per year |
| 4J85 | AF | Approx.2 years | ±10secs. per year | 8N70 | AT | Approx.3 years | ±15secs. per month |
| 4N70 | AR | Approx.3 years | ±15secs. per month | 8N81 | AT | Approx.3 years | ±10secs. per year |
| 5A70 | AB | Approx.2 years | ±15secs. per month | 9581 | AJ | Approx.3 years | ±10secs. per year |

- The battery life shown above is for a watch with a new battery.
- The battery in the watch at the time of purchase is a monitor battery inserted in the watch at the factory for performance checks, therefore, the battery may run down earlier than the above-specified period.
- When the battery is exhausted, the second hand moves at two-second intervals.
- The accuracy is under the condition that the watch is worn on the wrist in a normal temperature range between 5°C and 35°C.
- Loss/Gain is determined per year ; i.e., each month does not lose/gain the same number of seconds (e.g. One month = 2 secs., another month = 1sec.,etc).
- Operational temperature range is -10°C ~ +60°C (14°F ~ 140°F).

56

AFTER-SALE SERVICE

AFTER-SALE SERVICE AND GUARANTEE

- Guarantee coverage is provided in the certificate of guarantee. Read carefully and retain it.
- Submit the certificate of guarantee for repair service within the guaranteed period.
- Contact the retailer from whom the watch was purchased or SEIKO CUSTOMER SERVICE CENTER for repair or overhaul.

BATTERY CHANGE

- When the battery is exhausted, the second hand moves at two-second intervals.
- Contact the retailer from whom the watch was purchased or SEIKO CUSTOMER SERVICE CENTER to have the battery replaced with a new one. It is recommended to exchange the gasket at the same time.
- For a water-resistant watch with 10 BAR or above, it is also

58

- recommended to have the water-resistant performance check. Be reminded that it may take some days to conduct water-resistant performance check.
- If the watch runs down on a new battery, it requires an overhaul.

NOTES ON OVERHAUL

The watch is a precision device. If the parts run short of the oil or get worn out, the watch may stop its operation or lose time. In such a case, have the watch overhauled. Be sure to have the gasket and push-pin replaced with new ones when overhauling the watch.

NOTES ON REPAIR PARTS

The CREDOR repair parts will be retained usually for 10 years, however, some alternative parts may be used for repair.

- * For details, please contact SEIKO CUSTOMER SERVICE CENTER listed in this booklet.

59

セイコーウォッチ株式会社

<https://www.seikowatches.com/>

<http://www.credor.com/>

お電話でのお問い合わせ

0120-302-617 (通話料無料)

受付時間 (月曜日～金曜日) 9:30～21:00
(土曜・日曜・祝日・年末年始) 9:30～17:30

お客様相談室

〒100-0005 東京都千代田区丸の内 3-1-1 国際ビル

〒550-0013 大阪市西区新町1-4-24 大阪四ツ橋新町ビルディング